



Please note that these instructions are provided as-is, and the experiences of a member. They have not been tested by the Chinese scooter club in any way.


Basically, if you bugger up your scooter, don't blame us!!!

If you derestrict your scooter you are in fact turning it into a motorcycle which is all well & good as long as you have the correct license i.e passed your CBT. There is nothing against the law about derestricting a scooter but remember if you haven't got the correct license your insurance will be void plus you could end up with points & a fine from the police.

A big thanks to **Fruitman** for this guide. 🍌👍👍
This might work on Taishans if anyone cares to give it a try?


Here are a few pics to help along all you Boatian owners gagging to derestrict their scooters. These are all tips I've gathered up from other sites and decided to have a go myself, and it worked ok.

First the pink wire trick.




(Cut the pink wire and seal with electrical tape)

Now undo the cover under the seat to reveal the carb.



Now undo the two screws and lift off the black cover and unscrew the brass screw on the underside of this cover and remove.



Now take out the long spring and lift out the rubber cover which contains the long thin pin that you have to adjust. Pull off the small clip washer at the end of the pin and push back onto the third groove down (middle)

Thats all there is to it.....

